

2026



**Taita Chemical Co., Ltd.
Investor Teleconference**

May.15,2026



台聚關係企業

Taita Chemical Co., Ltd

2026 Investor Teleconference

| Agenda | Host |
|--|----------------------|
| General Information | Chunhao Huang |
| 2026Q1 Review & 2026 Q2 Outlook | Chunhao Huang |
| Financial Information | Chun Yao Li |
| Q & A | Paul Wu |



2026 Investor Teleconference

台聚關係企業

General Information

| | | | |
|-------------|--|--------------------------|-----------|
| Established | April 6, 1960 | Main Products | ABS / SAN |
| Capital | NT\$ 3.277 Billion (2012) NT\$ 3.976 Billion (2025) | | GPS / IPS |
| Revenue | NT\$ 14.48 Billion (2025 Consolidated) | | EPS |
| | NT\$10.15 Billion (2025 Individual) | | GW |

2026 Investor Teleconference General Information


Tianjin plant (est. since Sept., 2005)



- EPS Capacity: 140K MTA
- ** Production stopped since Apr. 20, 2019

Tianjin plant

Zhong Shan plant (est. since May, 2000)



- EPS Capacity: 180K MTA

Zhangzhou Taita Chemical Co., LTD
(Est. since Jun. 28, 2021)

Zhong Shan plant

Lin Yuan plant

Tou Fen plant

Chien Chen plant

Taipei headquarters
Neihu Technology Park



Glasswool plant (est. since Mar., 1991)
Cubic plant (est. since Jun., 1987)



- Glasswool Capacity: 10K MTA
- Cubic printing 200K JIG Annual
- ** Production stopped since Mar. 31, 2022

Lin Yuan plan (est. since Aug., 1979)



- ABS/SAN Capacity 120K MTA

Chien Chen plant (est. since Apr.,1960)

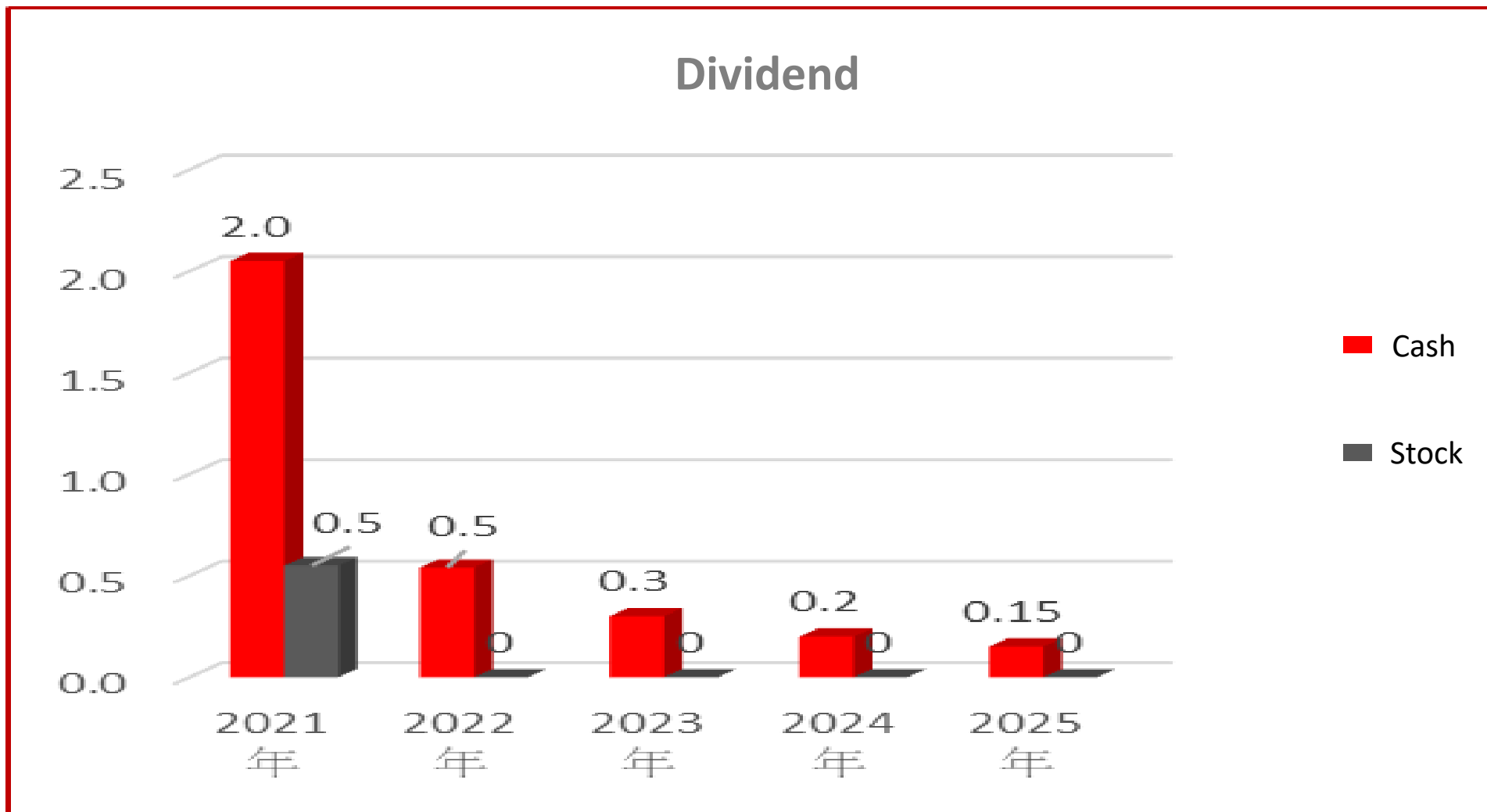


- EPS Capacity 60K MTA
- GPS/IPS Capacity 100K MTA



台聚關係企業

2026 Investor Teleconference General Information



Taita Chemical Co., Ltd

2026 Investor Teleconference

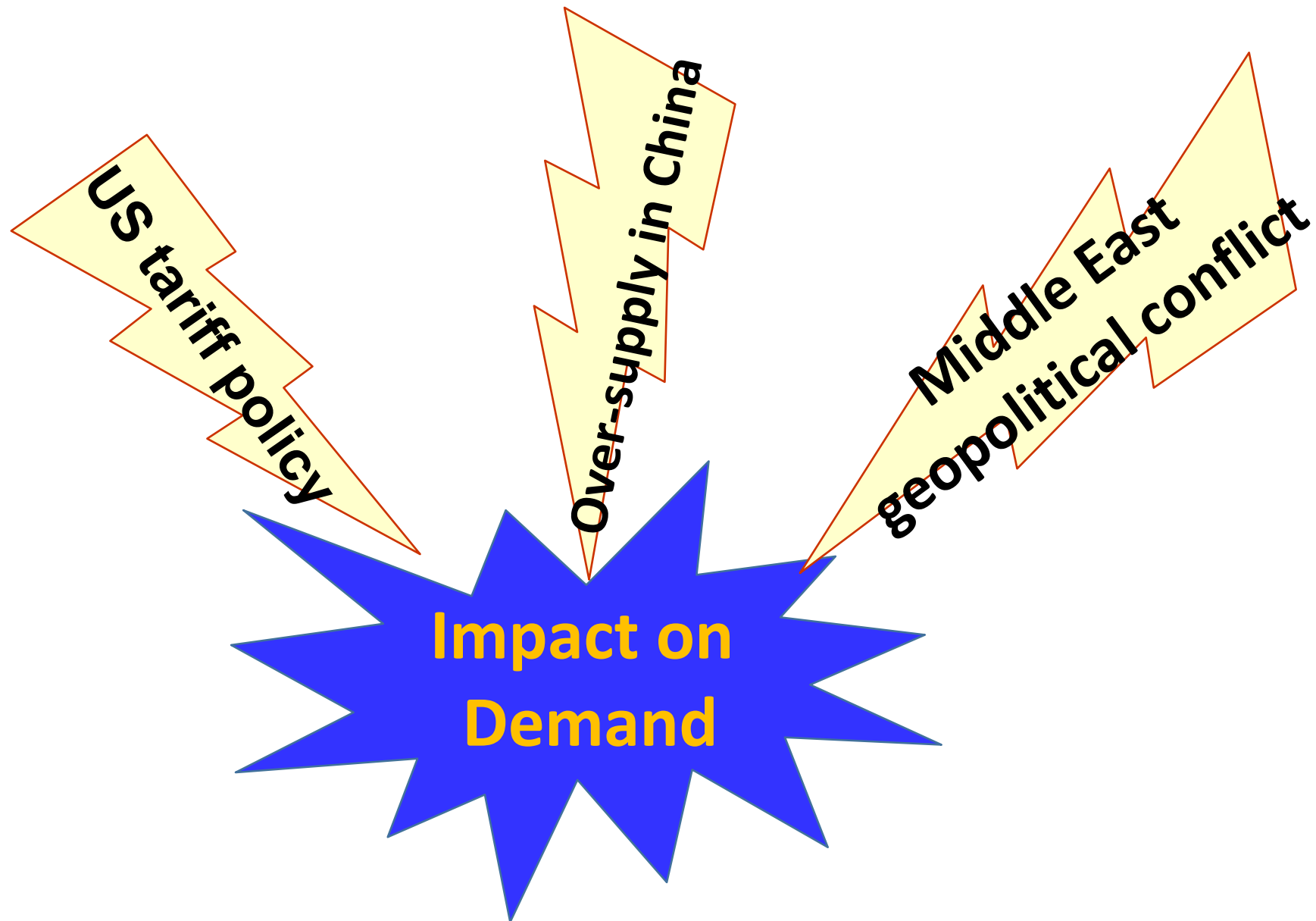
2026 Q1 Business Review

- Overall
- Spread
- Earnings per share

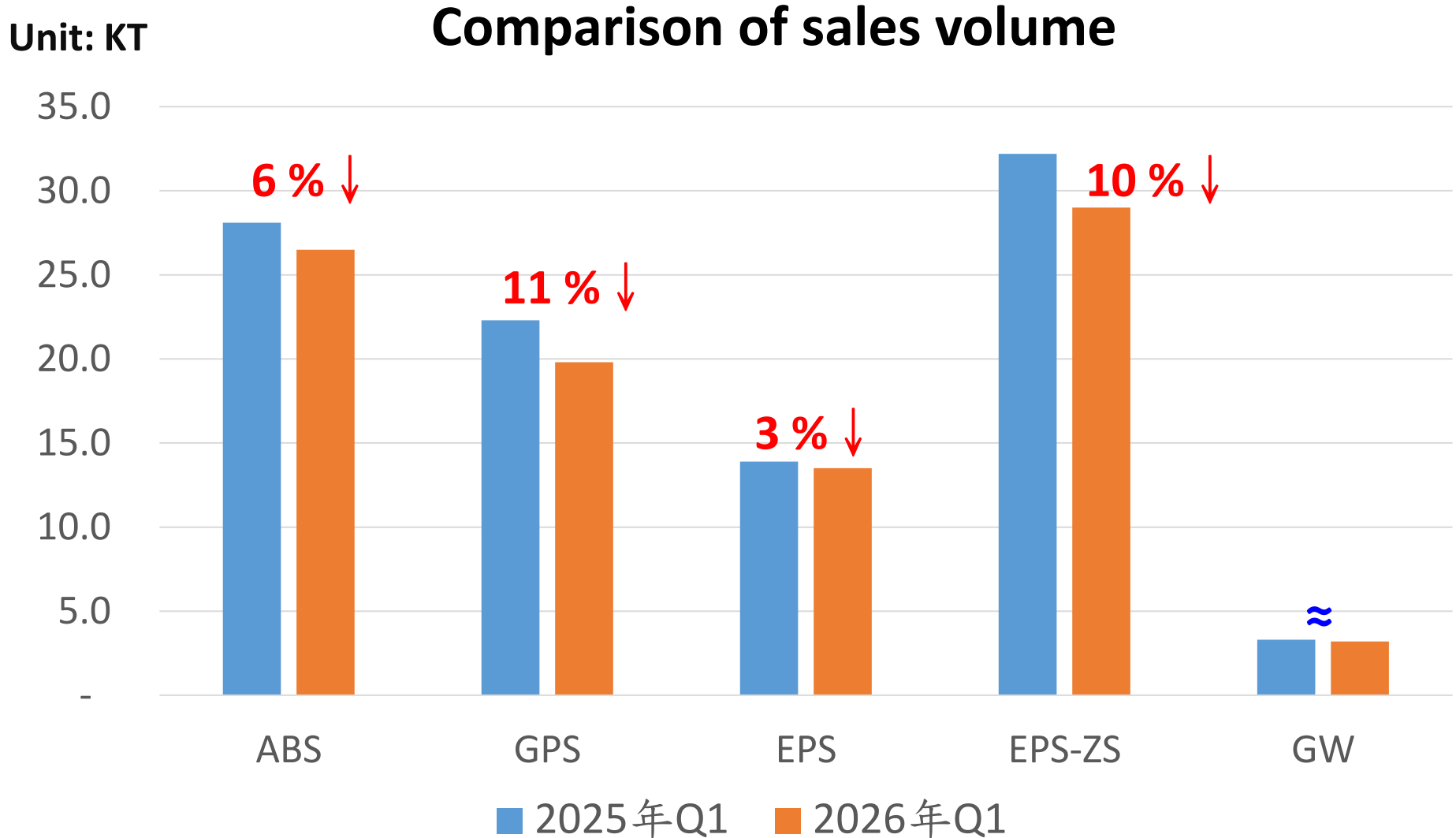


2026 Q1 Business Review-Overall

台聚關係企業



2026Q1 Business Review-Overall





Develop market in addition to China & H.K.

| ABS | 2024 | 2025 | 2026 Q1 |
|------------------------------|------|------|---------|
| China & H.K. | 15% | 12% | 10% |
| Area other than China & H.K. | 85% | 88% | 90% |

Target market:
India, S.E. Asia and Pakistan

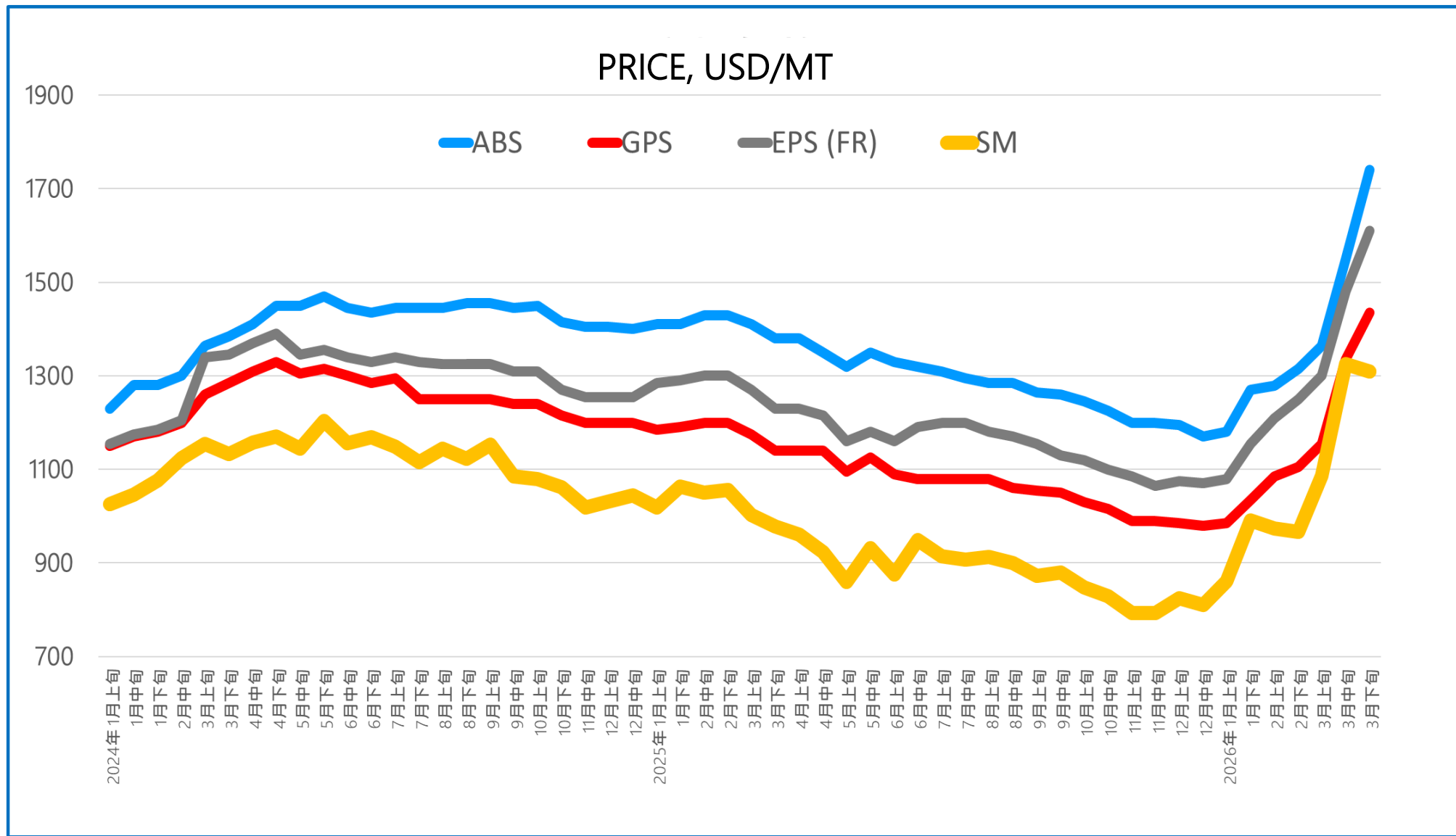
| GPS | 2024 | 2025 | 2026 Q1 |
|------------------------------|------|------|---------|
| China & H.K. | 12% | 5% | 7% |
| Area other than China & H.K. | 88% | 95% | 93% |

Target market:
Africa, S.E. Asia and Latin America



TTC 2026Q1 Business Review-Overall

台聚關係企業





台聚關係企業

Taita Chemical Co., Ltd 2026 Investor Teleconference

2026 Q2 Outlook

2026 Q1 Outlook– Overall


Dumping of
Chinese products,
CPC's new No. 3 N.C.
Shutdown



Middle East
geopolitical conflict

supply/demand imbalances

New production
capacity is slowing
down in China



Develop new market,
Drive sell-out



2026 China Supply Demand est.

台聚關係企業

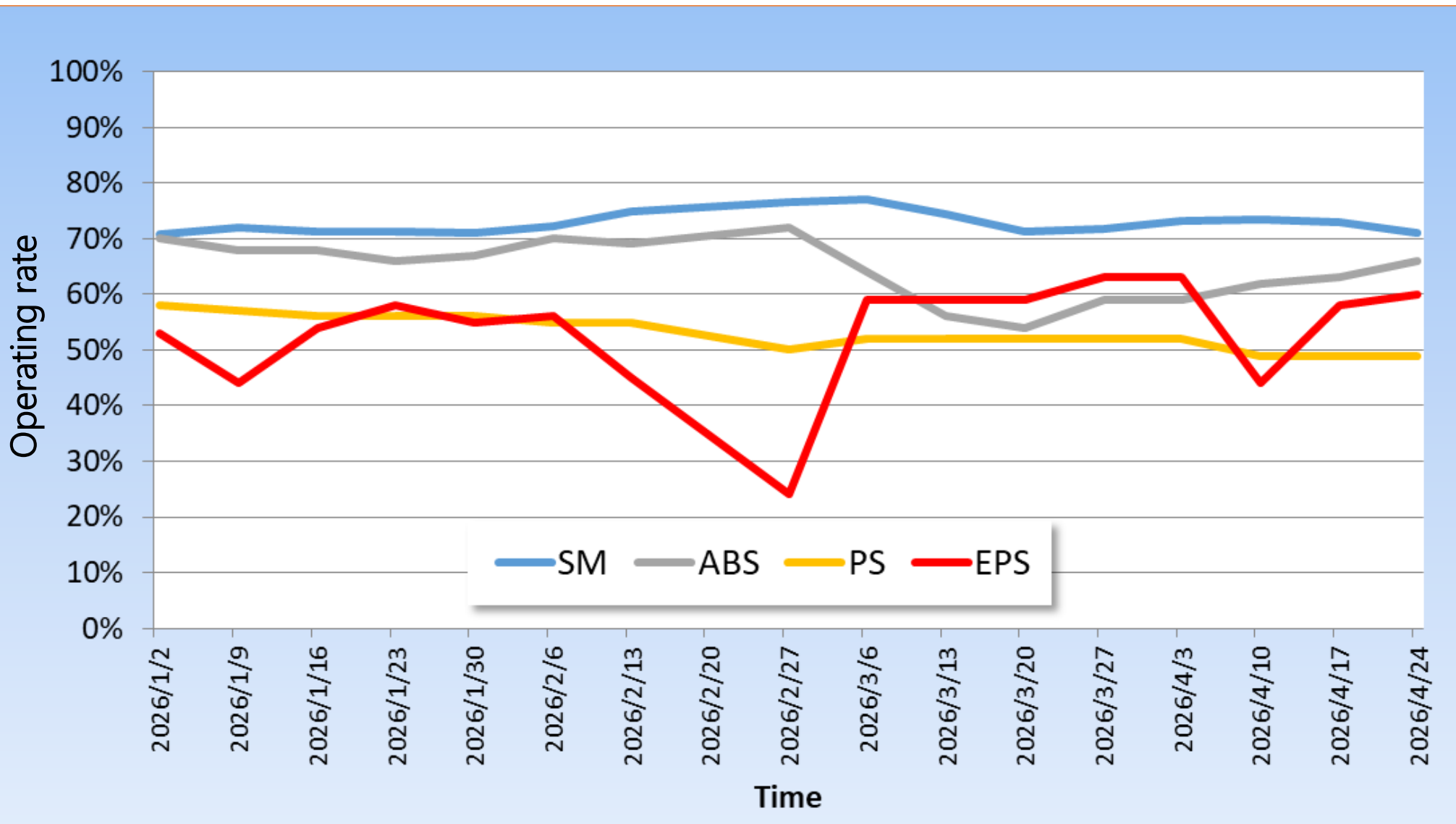
Unit: 10KT

| | ABS | GPS | EPS | SM |
|--------------------------------|------------|------------|------------|-----------|
| New capacity Est. in 2026 | 197 | 130 | 20 | 120 |
| Total capacity Est. in 2026 | 1,200 | 840 | 950 | 2,270 |
| Total demand Est. In 2026 | 760 | 460 | 450 | 1,500 |

Source: Purchasing Dept., USI Group

2026 SM/ABS/PS/EPS Operating rate in China

台聚關係企業



Source: ICIS CHINA

2026 Q2 Outlook

□ ABS/GPS/EPS

Supply of raw materials has been hit hard by Middle East geopolitical conflicts and the equipment failure of CPC's New No. 3 Naphtha Cracker. In Q2, the ABS/GPS/EPS markets are characterized by High costs, Supply disruptions and Spread realignment.

- High costs and supply shortages have widened spreads, but reduced output are squeezing overall profits.
- Chinese over-supply and low-price competition have caused narrowing spreads.
- Market trends for ABS/GPS/EPS will be driven by the raw material supply dynamics.

2026 Q1 Outlook

□ Glass wool

We continue to grow in the building and industrial insulation markets, supported by the green building trend. In Q2, we will focus on public engineering and commercial office tenders. Meanwhile, Middle East geopolitical conflicts are driving up prices.



台聚關係企業

Taita Chemical Co., Ltd

2026 Investor Teleconference

Financial Information

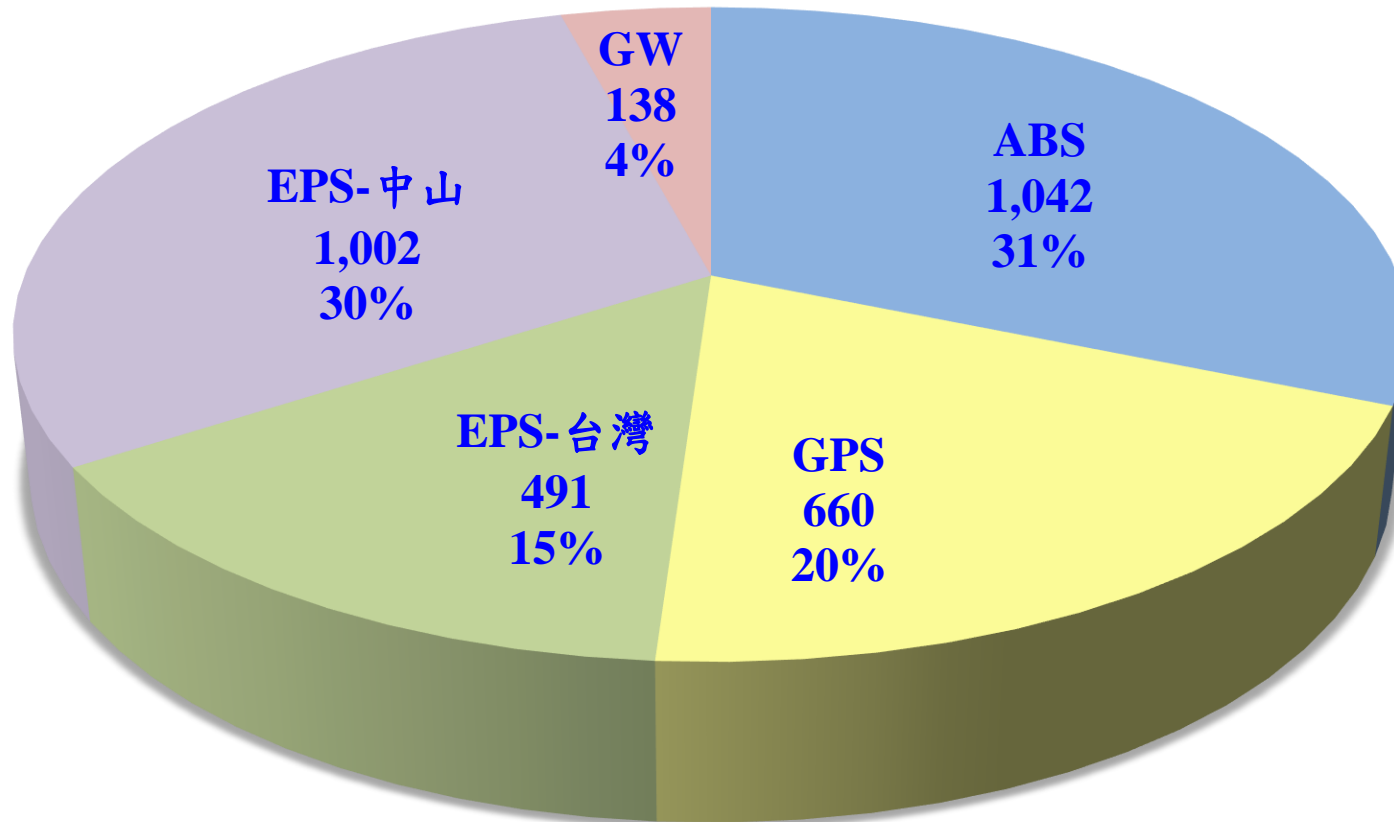
Consolidated Statements of Income

In millions of NTD, except per share data

| | 2026Q1 | 2025Q1 | Diff. | 2025 | 2024 | 2023 | 2022 |
|---|---------------|---------------|----------------|----------------|----------------|----------------|----------------|
| Sales Volume(MT) | 91,984 | 99,790 | (7,806) | 389,176 | 430,720 | 386,303 | 385,964 |
| Sales | 3,333 | 4,232 | (899) | 14,486 | 18,623 | 15,206 | 18,084 |
| Cost of goods sold | 3,391 | 4,023 | (632) | 13,894 | 17,745 | 14,770 | 16,324 |
| Gross profit | (58) | 209 | (267) | 592 | 878 | 436 | 1,760 |
| gross profit ratio | (2%) | 5% | | 4% | 5% | 3% | 10% |
| Operating expenses | 217 | 274 | (57) | 1,015 | 1,239 | 900 | 1,535 |
| Operating income(loss) | (275) | (65) | (210) | (423) | (361) | (464) | 225 |
| operating income(loss) ratio | (8%) | (2%) | | (3%) | (2%) | (3%) | 1% |
| Non-operating income | 13 | 12 | 1 | (90) | 119 | 118 | 319 |
| Income(loss) before income taxes | (262) | (53) | (209) | (513) | (242) | (346) | 544 |
| Income taxes | (50) | 1 | (51) | (86) | (19) | (72) | 132 |
| Net income(loss) | (212) | (54) | (158) | (427) | (223) | (274) | 412 |
| net income(loss) ratio | (6%) | (1%) | | (0%) | (1%) | (2%) | 2% |
| Earnings(loss) per share(NTD) | (0.53) | (0.14) | (0.39) | (1.07) | (0.56) | (0.69) | 1.04 |

Product-specific revenue (2026Q1)

UNIT: millions of NTD



TAITA CHEMICAL CO., LTD.

Financial ratio analysis (Consolidated Statement)

| | 2026Q1 | 2025Y | 2024Y | 2023Y | 2022Y |
|--|--------------|--------------|--------------|--------------|------------|
| Operating income(loss) margin(%) | (8.0) | (2.9) | (1.9) | (3.1) | 1.3 |
| Net income(loss) margin(%) | (6.4) | (3.0) | (1.2) | (1.8) | 2.3 |
| Debt ratio(%) | 37 | 33 | 36 | 25 | 22 |
| Current ratio(%) | 193 | 224 | 204 | 287 | 442 |
| Quick ratio(%) | 156 | 183 | 164 | 224 | 355 |
| Accounts receivable turnover days | 47 | 51 | 42 | 41 | 41 |
| Inventory turnover days | 25 | 27 | 23 | 25 | 24 |

Taita Chemical Co., Ltd

2026 Investor Teleconference

Disclaimer

This presentation includes the company's current information and any development or adjustments there of will be published according to laws, regulations or rulings. The company is not obligated to update or revise this presentation.

The information in this presentation is not for investment advices.

Taita Chemical Co., Ltd

2026 Investor Teleconference

